



# Time Bingo

## Instructions

### Game Cards

Print and cut along the cropmarks. The front and back of each card are not on the same page, they need to be printed separately and glued together. The cards on page 2 are the front of the cards, you need to print 6 copies of this page for all 36 cards.

Glue the front and back of each card together.

### Bingo Boards(separate PDF)

Print the 4 boards. Each page is one board, front and back. Fold over along the middle of the white line and glue together.

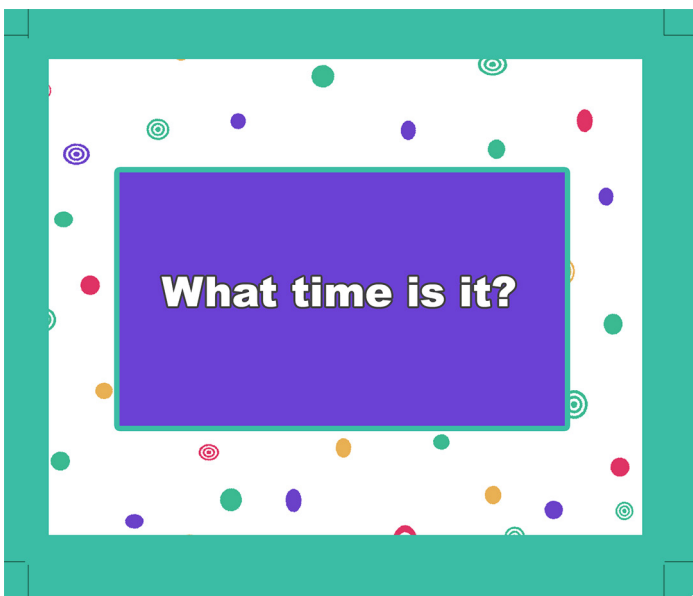
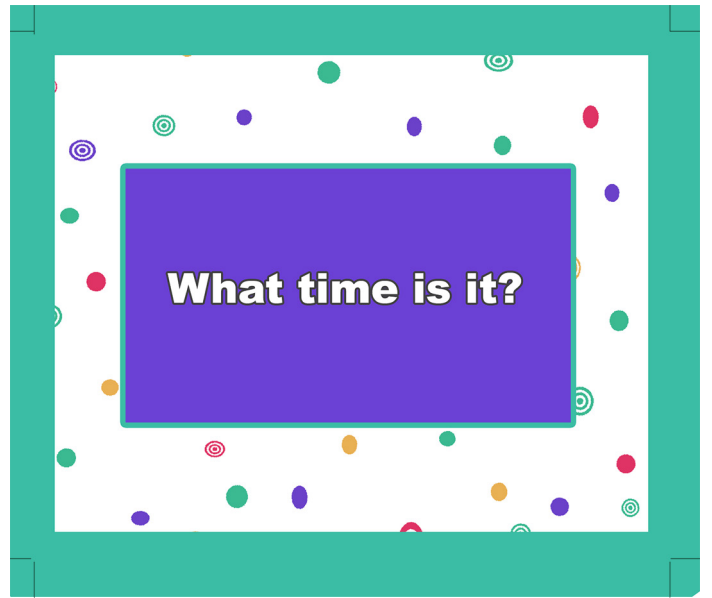
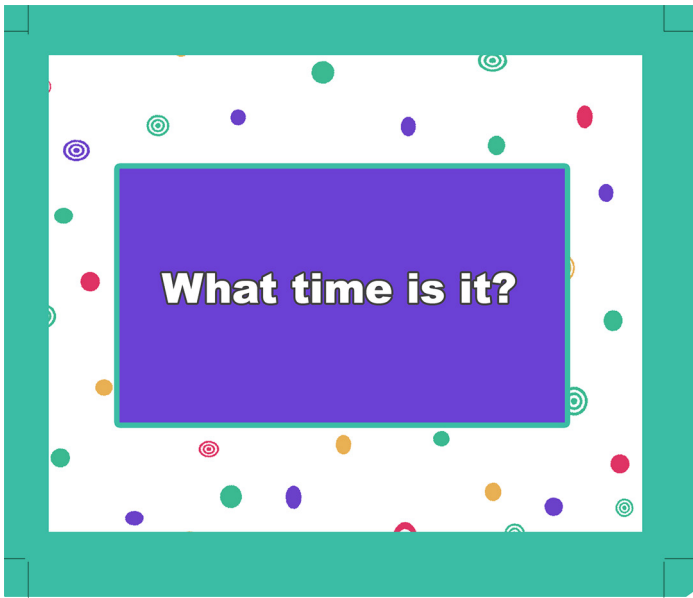
## How to play

This version of Time Bingo is a light version for up to 4 players. The full version is also available on request.

It works like a normal Bingo game, each player has one board and one player turns the cards and reads the time. The cards show the time in letters and the boards show the clock faces.

This game is for practicing telling the time and reading the clock.

The hour hand is green, the minutes hand is blue when it indicates the minutes past the hour and red when it indicates the minutes to the hour. The cards are also colour coordinated for easier reading.



It is  
**half past**  
**twelve**



It is  
**a quarter to**  
**two**



It is  
**twenty-five to**  
**three**



It is  
**ten past five**



It is  
**twenty-five to**  
**six**



It is  
**ten past nine**



It is  
a quarter past  
seven



It is  
twelve o'clock



It is  
twenty-five  
past nine



It is  
a quarter to  
eight



It is  
twenty to  
five



It is  
five to eight



It is  
**a quarter to**  
**eight**



It is  
**a quarter to**  
**six**



It is  
**twenty to**  
**one**



It is  
**nine o'clock**



It is  
**half past three**



It is  
**a quarter past**  
**eleven**



It is  
**a quarter to**  
**three**



It is  
**six o'clock**



It is  
**twenty past**  
**twelve**



It is  
**twenty to**  
**three**



It is  
**a quarter past**  
**five**



It is  
**twenty-five to**  
**five**



It is  
**five past**  
**seven**



It is  
**a quarter past**  
**nine**



It is  
**a quarter to**  
**nine**



It is  
**ten to five**



It is  
**five to four**



It is  
**half past**  
**eleven**



It is  
**twenty to**  
**twelve**



It is  
**twenty past**  
**three**



It is  
**ten past** **six**



It is  
**one o'clock**



It is  
**two o'clock**



It is  
**three o'clock**

